

Data-driven Decisions

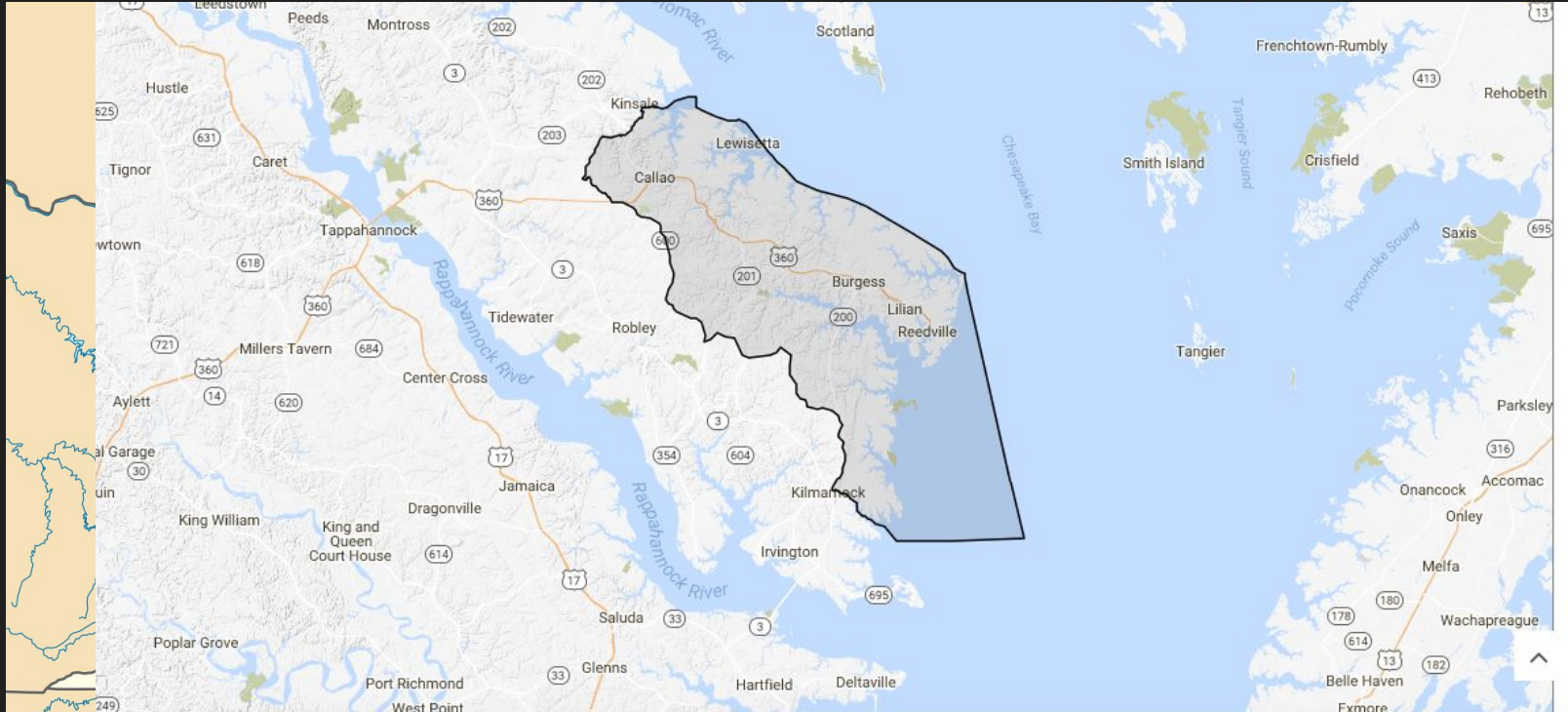
www.cybrarianliz.com



Liz Hood
Media Specialist
Northumberland Middle/High School

- Small rural district
- Three schools
- NES Pre-K - 5
- NMS 6 - 8
-

- NHS 9 - 12
- 1338 students
- 54.1% Economically Disadvantaged






Data

subjective

objective

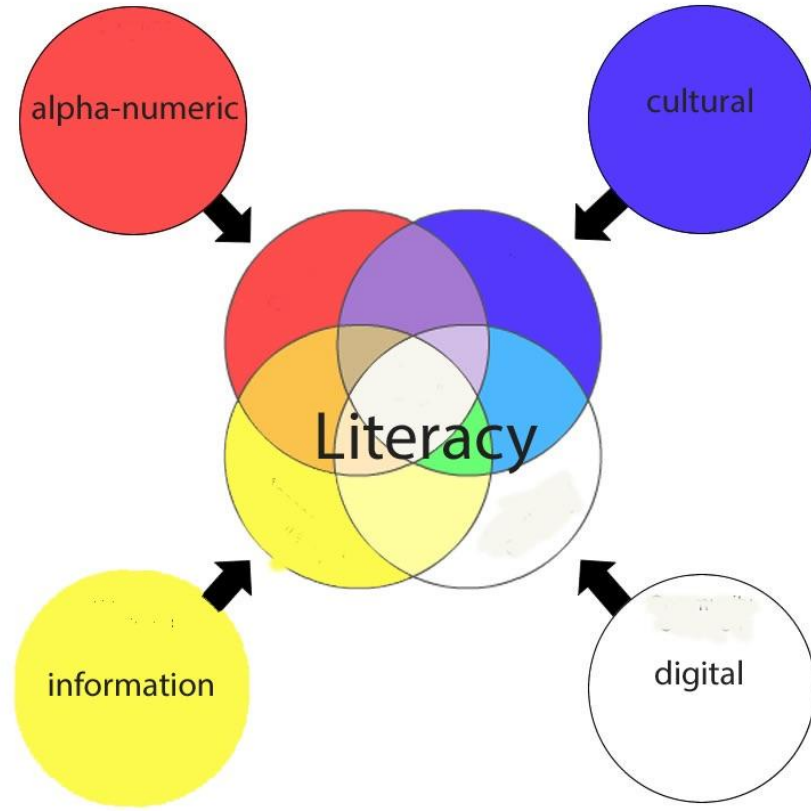




Data

- collection development
 - collection development plan
 - titlewave
- instructional programming
- staffing
- community partnerships

Literacy



Literacy



TRAILS Tool for Real-time Assessment of Information Literacy Skills
A Project of Kent State University Libraries

HOME
ABOUT TRAILS
HOW TRAILS WORKS
BY ACCOUNT
FAQs
Related Resources
CONTACT US

Welcome!
TRAILS is a knowledge assessment with multiple-choice questions targeting a variety of information literacy skills based on 3rd, 6th, 9th, and 12th grade standards. This Web-based system was developed to provide an easily accessible and flexible tool for school librarians and teachers to identify strengths and weaknesses in the information-seeking skills of their students. There is no charge for using TRAILS.

Details about how the assessment system works may be found at [HOW TRAILS WORKS](#).


Established users [sign in](#).

New users [create an account](#).

A busy fall 2017-18! Assessments were administered to over 60,000 students in more than 2,800 sessions. Reminder that benchmarks for 2016-17 are posted. [1/12/2018]

In memory and with appreciation: Former Congressman Ralph Regula of Ohio died on July 19. His many efforts on behalf of education included an appropriation in 2004 that provided for the creation of

mapGROWTH™
Precisely measure growth and performance







Data

- collection development
 - collection development plan
 - titlewave
- instructional programming
- staffing
- community partnerships

Literacy

MANAGE STUDENTS

MANAGE TEST SESSIONS

VIEW REPORTS ▲

- MAP Growth Reports
- Reports Queue

Student warning tests have been replaced by practice tests. You can try the practice tests at <https://www.ets.org/edweb/try>. To practice taking the Growth, use 'grow' as the username, and 'grow' as the password.

MAP® Growth Reports

MAP Growth Reports

- Achievement Status & Growth
 - [Projection or Summary](#)
 - [Summary with Quadrant Chart](#) (One Class only)
- [Class Breakdown](#)
- [Class](#)
- [District Summary](#)
- [Grade](#)
- [Grade Breakdown](#)
- [Learning Continuum](#)
- [Projected Proficiency Summary](#)
- [Student Goal Setting Worksheet](#)
- [Student Growth Summary](#)
- [Student Progress](#)

Next-Generation Reports Give us your thoughts on our in-progress reports!
[More about this](#)

- [Student Profile](#) A revised way to look at student results that will be continually improved based upon your feedback. [View example](#)

MAP Growth Screening and Skills Checklist Results

- [Screening and Skills Checklist Class Report](#)
- [Screening and Skills Checklist Student Report](#)

Note

Data available in MAP Growth reports was last updated on March 22, 2018 at 1:28 AM EDT

Reports Queue

Reports Queued	0
Reports Ready	3
Reports Due to Expire	0

[View Full Reports Queue](#)

Student Quick Search

You must specify at least one search criterion below. Use the wildcard character (*) to search by first or last names. You will be searching **students rostered to the current term.**

Last Name

First Name

Student ID

Information Center

Resources and Guides

- [MAP Growth Reports Summary \(Quick Reference\)](#)
Comparison of reports at-a-glance.
- [MAP Growth Reports Reference \(Samples\)](#)
Examples of each MAP Growth report with explanatory notes for educators.
- [Student Progress Report Quick Reference](#)
Sample report with explanatory notes for parents and teachers.

Research

- [Norms Study Resources](#)

Literacy

Secure | <https://nupcs-admin.mapnwea.org/report/download/rpt/73935235>

District Summary Report 3 / 5

Northumberland Middle School

Growth: Reading 2-5 VA 2010
VA English Standards of Learning: 2010

Term	Grade	Student Count	Mean RIT	Std Dev	Median	Goal Performance					
						Word Origins, Expand Vocabulary, Semantics		Comprehension of a Variety of Fictional Texts		Comprehension of a Variety of Nonfiction Texts	
						Mean	Std Dev	Mean	Std Dev	Mean	Std Dev
Fall 2017-2018	7	1									

Growth: Reading 6+ VA 2010
VA English Standards of Learning: 2010

Term	Grade	Student Count	Mean RIT	Std Dev	Median	Goal Performance					
						Word Origins, Expand Vocabulary, Semantics		Comprehension of a Variety of Fictional Texts		Comprehension of a Variety of Nonfiction Texts	
						Mean	Std Dev	Mean	Std Dev	Mean	Std Dev
Fall 2017-2018	6	82	209.6	12.6	212	209.3	14.0	209.4	13.5	210.0	13.0
Spring 2016-2017	6	98	217.7	13.8	218	217.6	13.9	218.7	16.3	216.8	14.3
Winter 2016-2017	6	99	214.8	14.0	216	214.6	14.7	215.9	15.9	213.9	13.9
Fall 2016-2017	6	100	211.4	13.7	212	212.0	14.6	210.6	15.7	211.5	14.2
Fall 2017-2018	7	92	215.2	14.7	219	215.0	16.0	215.4	16.9	215.2	13.5
Spring 2016-2017	7	90	215.9	15.3	218	216.8	15.0	215.8	17.1	215.1	15.9
Winter 2016-2017	7	90	216.5	14.4	218	218.1	14.8	216.2	16.1	215.3	14.8
Fall 2016-2017	7	87	216.3	13.6	219	215.9	14.9	216.8	14.6	216.2	13.9
Fall 2017-2018	8	81	217.6	15.8	219	218.0	15.4	218.1	17.4	216.3	16.8
Spring 2016-2017	8	78	217.5	16.2	218	219.2	16.3	217.1	18.2	216.1	16.8
Winter 2016-2017	8	88	217.8	16.8	221	218.3	17.1	217.4	18.4	217.5	17.4
Fall 2016-2017	8	94	213.4	18.6	217	214.3	17.6	212.7	20.1	213.0	20.5

Screening: Reading 6+ VA 2010
VA English Standards of Learning: 2010

Term	Grade	Student Count	Mean RIT	Std Dev	Median
Fall 2017-2018	7	1			
Fall 2017-2018	8	1			

Literacy



800.444.0435 | BOOKSOURCE.COM
25% DISCOUNT + FREE SHIPPING

READING LEVEL CHART

Booksource knows that reading levels can serve as a helpful tool for educators. Use this Reading Level Chart to better understand how the common leveling systems correlate to one another and match students to texts that can be read with success.

	GRADE LEVEL	GUIDED READING	LEXILE LEVEL (CCSS)	DRA LEVEL	READING RECOVERY
EMERGENT	Kindergarten	A	BR	A-1	1
		B		2-3	2
		C		4	3-4
		D		6	5-6
EARLY	Grade 1	E	190L-530L	8	7-8
		F		10	9-10
		G		12	11-12
		H		14	13-14
		I		16	15-17
		J		18	18-20
TRANSITIONAL	Grade 2	K	420L-650L	20	18-20
		L		24	
		M		28	
	Grade 3	N	520L-820L	30	
		O		34	
		P		38	
FLUENT	Grade 4	Q	740L-940L	40	
		R			
		S			
	Grade 5	T	830L-1010L	50	
		U			
		V			
Grade 6	W	925L-1070L	60		
	X				
	Y				
PROFICIENT	Grade 7	Z	970L-1120L	70	
	Grade 8	Z	1010L-1185L	80	
	Grade 9-12	Z (+)	1050L-1385L		

Reading Level Correlation Chart: 2012-2013 Benchmarks

Grade Level	Reading Recovery	Quarterly Benchmarks	Alphabets Assessment	DRA	Fountas & Pinnell	Scholastic.com Class Libraries	Reading o-z.com	CCSS Grade Bands	CCSS Lexile Stretch Bands						
K	1-2	3 rd Quarter	1	1,2	A	K.1, 1.1	Da	-	based on new stretch levels as of 8/5/2013						
			2		B		A								
	3-4	4 th Quarter	3				B								
			4	3,4	C	C									
1 st	5-6	1 st Quarter	5	6	D	K.3, 1.2	D	190L-530L							
			6												
	7-8	--	7	8	E	K.4, 1.3	E								
			8												
	9-10	2 nd Quarter	9	10	F	1.4	F								
			10												
	11-12	3 rd Quarter	11	12	G		G								
			12												
	13-14	--	--	13	14	H	1.5, 2.1			H					
				14											
15															
16															
15-16	4 th Quarter	--	17	18,20	J	1.6, 2.2	J	420L-650L	420-820 273 Stretch Band						
			18												
			19												
			20				24			K	L				
			21							L	2.3, 3.1	M			
			22												
23-24	4 th Quarter	--	23	28	M	2.4, 3.1, 3.2	N	O							
25-26	1 st Quarter	--	--	30	N	3.2, 3.3, 4.1	P	520L-820L							
							27-28			2 nd Quarter	--	O	3.3, 3.4, 4.1	R	S
							29-30			3 rd Quarter	--	34	O-P	3.4, 4.2	T
															31-32
4 th	40	1 st Quarter	--	38,40	Q-R	4.3	V	740L-940L	740-1010 4/5 Stretch Band						
							2 nd Quarter			--	Q-R	4.3	W		
							3 rd Quarter			--	R-S	4.3, 4.4, 5.1			
5 th	44	1 st Quarter	--	40,50	T-U	4.4, 5.1, 5.2	X	830L-1010L							
		2 nd Quarter	--	50	U-V	5.2	Y								
		3 rd Quarter	--												
6 th	50	4 th Quarter	--	50	V	5.3	Z	925L-1070L							
7 th			--	50	W	5.3		970-1120L	925-1185 6/8 Stretch Band						
				60	X	--									
8 th			--	60	Y	--		1010L-1185L							
				60	Z	--									



Data

- collection development
 - collection development plan
 - titlewave
- instructional programming
- staffing
- community partnerships

docs.google.com

TRAILS_Taylor.xlsx

File Edit View Insert Format Data Tools Add-ons Help All changes saved in Drive

100% \$ % .0 .00 123 Calibri 11 B I A

	A	C	E	F	G	H	I	J	K	L	M	N	O	P	Q
1															
2															
3															
4					Search Strategies % corr		Search Strategies % correct								
5	Student Code	First_Name	Period	Session	Pretest	Session	Post-test	Growth							
6	1535	Amaria	1	147982	40			n/a							
7	9122	Samuel	1	147982	80	148018	80	0							
8	2259	Khy'Shawn	1	147982	50	148018	80	30							
9	9799	Carly	1	147982	30	148018	70	40							
10	9966	Marcus	1	147982	40	148018	60	20							
11	9467	Ty'Asia	1	147982	40	148018	80	40							
12	4627	Demetrius	1	147982	80	148018	80	0							
13	6318	Christopher	1	147982	60	148018	70	10							
14	4562	Kaleb	1	147982	30			n/a							
15	5559	Abigail	1	147982	100	148018	100	0							
16	5638	Hannah	1	147982	70	148018	70	0							
17	8534	Trevonn	1	147982	30	148018	60	30							
18	5632	Courtney	1	147982	80	148018	80	0							
19	2668	Jacob	1	147982	60	148018	70	10							
20	3265	Corrie	1	147982	100	148018	90	-10							
21	4733	Kiara	1	147982	90	148018	90	0							
22	8718	Brady	1	147982	70	148018	70	0							
23	8357	Karla	1	147982	70	148018	80	10							

TRAILS_Student_Codes_11450_1479 Sheet1 Sum: 435



Data

- collection development
 - collection development plan
 - titlewave
- instructional programming
- staffing
- community partnerships



NHS Media Center Log (Responses)

File Edit View Insert Format Data Tools Form Add-ons Help [All changes saved in Drive](#)



SHARE



100% | \$ % .0 .00 123 | Arial | 10 | **B** *I* A | [Grid] [Table] [Text] [List] [Link] [Image] [More]

	A	C	D	E	F	G
1	Timestamp	Student Last Name	Teacher/Class	Reason/Task		
5	11/8/2017 11:04:57	Swisher	Orem	Research		
6	11/8/2017 11:07:27	Clarke	Burns	Computer Use		
7	11/8/2017 11:07:53	Turner	Burns	Computer Use		
8	11/8/2017 11:08:17	Sadler	Burns	Study		
9	11/8/2017 11:10:07	hagy	Aderholt	Computer Use		
10	11/8/2017 11:11:11	Wiggins	Burns	Computer Use, Study		
11	11/8/2017 11:38:58	Zartman	Keeve	Computer Use		
12	11/8/2017 11:39:40	Taylor	Lunch	Research		
13	11/8/2017 11:40:53	perez	Lunch	Book		
14	11/8/2017 11:43:41	Front	Lunch	Computer Use		
15	11/8/2017 11:44:15	Matthews	Lunch	Computer Use		
16	11/8/2017 11:47:21	Palka	Lunch	Study		
17	11/8/2017 11:48:34	taylor	Jones, Roberta	Computer Use		
18	11/8/2017 11:48:52	Ranson	Lunch	Computer Use		
19	11/8/2017 11:57:48	doggett	Meadows	Computer Use		
20	11/8/2017 12:11:06	Clarke	Lunch	Computer Use		
21	11/8/2017 12:13:24	Hancock	Meadows	Computer Use, Research, Study		



Data-driven Decisions

www.cybrarianliz.com

@cybrarianliz

cybrarianliz™©2018

Liz Hood

Media Specialist

Northumberland Middle/High School